

USE-2



XLP Insulation Underground Service Cable

Type RHH-90°C (Dry)

**Type RHW-2-90°C
(Wet or Dry)**

600 Volts

**Sequential
Foot Markings**



**Rated for CT Use (1/0
and Larger)**

**Sunlight Resistant
in Black**

APPLICATIONS

For use in conduit or suitable for use as underground service entrance cable for direct burial per NEC*. Good choice for industrial applications where better insulation toughness and resistance to moisture and heat are desired. For use as RHH or RHW-2 in wet or dry locations at temperatures up to 90°C. Sunlight-resistant (Black Only). For CT use on 1/0 and larger. Gas and Oil Resistant II.

CONDUCTORS

Stranded conductors: Uncoated, soft copper per ASTM-B3 and ASTM-B8.

INSULATION

XLP (cross-linked polyethylene) . Printed with True Sequential Footage.

INDUSTRY STANDARDS

UL 44 (RHH or RHW-2), File No. E125474
 UL 854 (USE-2), File No. E11098
 ASTM-B3
 ASTM-B8
 Federal Specification A-A-59544
 NFPA70: National Electrical Code*
 NEMA WC70/ICEA S-95-658
 RoHS Compliant

SURFACE PRINT

Sample (14-10 AWG): CERROWIRE-U 12 AWG (3,31mm²) (UL) USE-2 OR RHH OR RHW-2 GR11 600V XL
 Sample (8-1 AWG): CERROWIRE-U 2 AWG (33,6mm²) (UL) USE-2 OR RHH OR RHW-2 GR11 SR 600V XL
 Sample (1/0-750 MCM): CERROWIRE-U 400 MCM (203 mm²) (UL) USE-2 OR RHH OR RHW-2 GR11 SR 600V XL
 *For Colors "SR" is omitted.

©2010, Cerro Wire LLC
All Rights Reserved



MADE IN THE USA



cerrowire®






Electrical Distribution Division
800.523.3869 | FAX 877.877.9563
www.cerrowire.com

A Marmon Wire & Cable/
Berkshire Hathaway Company

USE-2

XLP Insulation

Underground Service Cable

PRODUCT CODE NUMBER	CONDUCTORS		INSULATION THICKNESS MILS.	APPROX. O.D. INCHES	ALLOWABLE AMPACITIES*			APPROX. NET WT. LBS./M FT.
	AWG SIZE	NO. OF STRANDS			60°C **	75°C ***	90°C ****	
 1201-24XX	14	7	45	0.160	15	15	15	21
 1201-26XX	12	7	45	0.180	20	20	20	29
 1201-28XX	10	7	45	0.200	30	30	30	42
1201-40XX	8	7	60	0.280	40	50	55	65
1201-42XX	6	7	60	0.320	55	65	75	102
1201-44XX	4	7	60	0.370	70	85	95	154
1201-45XX	3	7	60	0.400	85	100	115	192
1201-46XX	2	7	60	0.430	95	115	130	236
1201-47XX	1	7	80	0.500	110	130	145	307
1201-50XX	1/0	19	80	0.540	125	150	170	379
1201-52XX	2/0	19	80	0.590	145	175	195	466
1201-54XX	3/0	19	80	0.640	165	200	225	580
1201-56XX	4/0	19	80	0.700	195	230	260	719
1201-60XX	250	37	95	0.780	215	255	290	861
1201-64XX	300	37	95	0.840	240	285	320	1015
1201-68XX	350	37	95	0.880	260	310	350	1183
1201-72XX	400	37	95	0.920	280	335	380	1335
1201-80XX	500	37	95	1.010	380	430	1658	1658
 1201-84XX	600	61	110	1.100	355	420	475	2000
 1201-86XX	750	61	110	1.200	400	475	535	2479

XX Color add code is as follows: Black - 01, White - 02, Red - 03, Blue - 04, Green - 05, Orange - 06, Yellow - 07, Brown - 08, Gray - 10.

* Per Table 310-16 NEC*

** For termination to equipment for circuits rated 100 amperes or less or marked for size 14 through 1 AWG conductors.

*** For termination to equipment for circuits rated over 100 amperes or marked for conductors larger than 1 AWG.

**** RHH in dry locations. RHW-2 and USE-2 in wet or dry locations.

USE-2

XLP Insulation

Underground Service Cable

PACKAGE CODE	J	K	L	R	M	P
AWG SIZE	500' SPOOL	1,000' REEL	1,500' REEL	2,000' REEL	2,500' REEL	5,000' REEL
14	X				X	
12	X				X	
10	X				X	
8		X				X
6		X				X
4		X				X
3		X				X
2		X				X
1		X				X
1/0		X				X
2/0		X				X
3/0		X				X
4/0		X				X
250 MCM		X			X	
350 MCM		X			X	
400 MCM		X		X		
500 MCM		X			X	
600 MCM		X		X		
750 MCM		X	X			