



cerrowire[®]MC

CABLE SPECIFICATIONS



MC Sequential
Footage

Electrical Distribution 800.523.3869

©2024 Cerrowire Rev 03/2025
A Marmon/Berkshire Hathaway Company

TABLE OF CONTENTS



	PAGE:
All Purpose MC	<u>3-4</u>
Fire Alarm/NPLFR MC	<u>5</u>
Healthcare MC	<u>6-7</u>
Lighting/PCS MC	<u>8</u>
Multi-Neutral MC	<u>9</u>
Type AC	<u>10</u>
Type MC Solid	<u>11</u>
Type MC Stranded	<u>12-13</u>

All Purpose MC Cable

AL

Aluminum
Armor

14 AWG – 10 AWG THHN/THWN-2 Insulated Conductors with Bare Aluminum Grounding/Bonding Conductor Continuously Contacting Armor

Solid or Stranded Conductors

600V

90°C

Dry Location

Description:

Metal-Clad Cable with two-, three-, or four-circuit THHN/THWN conductors, and a bare aluminum grounding/bonding conductor in constant contact with the armor, allowing it to serve as a redundant grounding path. Intended for use in accordance with the National Electrical Code®. Conductor constructions have the insulated conductors cabled together with a separator tape, displaying the identification print legend, wrapped around the assembly. The bare aluminum grounding/bonding conductor is cabled on the outside of the separator tape. An interlocked aluminum armor is applied over the entire construction.

Materials:

Solid Conductors: Soft, uncoated copper per ASTM B3

Stranded Conductors: Uncoated copper per ASTM B3, B8, B787

Insulation: THHN/THWN-2 PVC (polyvinyl chloride) with color-coded nylon (polyamide) covering

Bare Grounding/Bonding Conductor: 8000 Series aluminum alloy per ASTM B800; Sizes 12 AWG – 8 AWG

Armor: Aluminum-based alloy armor applied over the complete assembly

Standards:

UL 1569: E38918

UL 83: E15119

ASTM B3, B8, B787

ASTM B800

FT4/IEEE 1202

NFPA 70 (National Electrical Code), Article 330

Federal Specification A-A59544

Armor Coding System*:

- 1 **Sequential Footage:** shown every two feet
- 2 **Footage Marker:** Black line = aluminum armor
- 3 **Chevron Colors:** indicate number & color of conductors
Chevron Direction: indicates recommended pull direction
- 4 **Cable Size:** indicates wire gauge & number of conductors


*PATENT PENDING

Features:

MC Sequential Footage



RoHS compliant



Armor Coding System is printed every 2 ft.

Conductors				Cable	
Size	# of Strands	Color	Bare Aluminum Ground/Bonding Wire	Approx. Overall Diameter (in)	Approx. Net Wt Lbs / 1000'
14/2	Solid	● ○ ● ●	12 AWG	0.372	72.5
14/3	Solid	● ○ ● ● ● ●	12 AWG	0.402	91.8
14/4	Solid	● ○ ● ● ● ● ● ●	12 AWG	0.432	115.0
12/2	Solid	● ○ ● ●	10 AWG	0.426	93.9
12/3	Solid	● ○ ● ● ● ●	10 AWG	0.442	122.6

Color Key:

- Black
- White
- Red
- Blue
- Brown
- Grey
- Orange
- Yellow

Data are approximate and subject to normal manufacturing tolerances.

It is the sole responsibility of the end user to determine suitability of this product for its intended use and application.

chart cont'd
on next page



All Purpose MC Cable *cont'd*

Conductors				Cable	
Size	# of Strands	Color	Bare Aluminum Ground/Bonding Wire	Approx. Overall Diameter (in)	Approx. Net Wt Lbs/1000'
12/4	Solid	●○●●●● ●●●●	10 AWG	0.478	207.0
10/2	Solid	●○ ●●	8 AWG	0.511	238.0
10/3	Solid	●○●● ●●●	8 AWG	0.519	239.0
10/4	Solid	●○●●●● ●●●●	8 AWG	0.620	298.0
14/2	19	●○ ●●	12 AWG	0.521	81.0
14/3	19	●○●● ●●●	12 AWG	0.536	101.0
14/4	19	●○●●●● ●●●●	12 AWG	0.584	122.0
12/2	19	●○ ●●	10 AWG	0.434	95.1
12/3	19	●○●● ●●●	10 AWG	0.475	127.2
12/4	19	●○●●●● ●●●●	10 AWG	0.524	204.0
10/2	19	●○ ●●	8 AWG	0.552	235.0
10/3	19	●○●● ●●●	8 AWG	0.550	211.0
10/4	19	●○●●●● ●●●●	8 AWG	0.594	251.0

Data are approximate and subject to normal manufacturing tolerances.
It is the sole responsibility of the end user to determine suitability of this product for its intended use and application.

Fire Alarm/NPLFR MC Cable

AL

Aluminum
Armor

14 AWG – 12 AWG THHN/THWN-2 Insulated Conductors with Green Insulated Ground

Solid Conductors
600V/NPLFR 150V
90°C Dry

Description:

Metal-Clad Cable with two-, three- or four-circuit THHN/THWN conductors and a green insulated ground. Intended for use in accordance with the National Electrical Code®. Conductor constructions have the insulated conductors cabled together with a separator tape that displays the identification print legend wrapped around the assembly. An interlocked aluminum armor is applied over the entire construction.

Materials:

Solid Conductors: Soft, uncoated copper per ASTM B3
Insulation: THHN/THWN-2 PVC (polyvinyl chloride) with color-coded nylon (polyamide) covering. Sizes 14 AWG – 12 AWG.
Armor: Aluminum alloy armor applied over the complete assembly

Features:




Standards:

UL 1569: E135230, UL 83: E15119
UL 1425, ASTM B3, FT4/IEEE 1202
NFPA 70 (National Electrical Code),
Article 330
Federal Specification A-A59544

Armor Coding System*:

- 1 **Sequential Footage:**
shown every two feet
- 2 **Footage Marker:**
Black line = aluminum armor
- 3 **Chevron Colors:** indicate number & color of conductors
Chevron Direction: indicates recommended pull direction
- 4 **Cable Size:** indicates wire gauge & number of conductors
- 5 **Long Red Stripe** and
- 6 **Red Flame Icons:** indicate Fire Alarm MC

*PATENT PENDING



Armor Coding System is printed every 2 ft.

Conductors				Cable	
Size	# of Strands	Color	Insulated Green Ground Wire Size	Approx. Overall Diameter (in)	Approx. Net Wt Lbs/1000'
14/2	Solid	● ○	14 AWG	0.430	82.5
14/4	Solid	● ○ ● ●	14 AWG	0.495	120.1
12/2	Solid	● ○	12 AWG	0.475	103.4
12/3	Solid	● ○ ● ●	12 AWG	0.502	135.7
12/4	Solid	● ○ ● ●	12 AWG	0.539	164.5

Color Key:

- Black
- White
- Red
- Blue



Data are approximate and subject to normal manufacturing tolerances.
It is the sole responsibility of the end user to determine suitability of this product for its intended use and application.

Healthcare MC Cable

AL

**Aluminum
Armor**

12 AWG – 10 AWG THHN/THWN-2 Insulated Conductors with Green Insulated and Armor Ground

Solid or Stranded Conductors
600V
90°C Dry

Description:

Metal-Clad Cable with two-, three- or four-circuit THHN/THWN conductors and a green insulated ground in addition to a bare aluminum grounding/bonding conductor that is cabled on the outside of the separator tape, allowing it to be in constant contact with the armor and to serve as a redundant grounding path. Intended for use in accordance with the National Electrical Code® Conductor constructions have the insulated conductors cabled together with a separator tape, displaying the identification print legend, wrapped around the assembly. An interlocked aluminum armor is applied over the entire construction.

Materials:

Solid Conductors: Soft, uncoated copper per ASTM B3
Stranded Conductors: Uncoated copper per ASTM B3, B8, B787
Insulation: THHN/THWN-2 PVC (polyvinyl chloride) with color-coded nylon (polyamide) covering. Sizes 12 AWG – 10 AWG.
Bare Grounding/Bonding Conductor: 8000 Series aluminum alloy per ASTM B800. Sizes 10 AWG – 8 AWG.
Armor: Aluminum alloy armor applied over the complete assembly

Standards:

UL 1569: E38918
UL 83: E15119
ASTM B3, B8, B787, ASTM B800
FT4/IEEE 1202
NFPA 70 (National Electrical Code),
Article 330
Federal Specification A-A59544

Armor Coding System*:

- 1 **Sequential Footage:**
shown every two feet
- 2 **Footage Marker:**
Black line = aluminum armor
- 3 **Chevron Colors:** indicate number & color of conductors
Chevron Direction: indicates recommended pull direction
- 4 **Cable Size:** indicates wire gauge & number of conductors
- 5 **Long Green Stripe and**
- 6 **Green Cross Icons:** indicate Healthcare MC

*PATENT PENDING

Features:

MC Sequential Footage

Footage GUARANTEE

RoHS compliant



Armor Coding System is printed every 2 ft.

Conductors			Cable		
Size	# of Strands	Color	Insulated Green Ground Wire Size	Approx. Overall Diameter (in)	Approx. Net Wt Lbs / 1000'
12/2	Solid	● ○ ● ●	10 AWG	0.442	122.6
12/3	Solid	● ○ ● ● ● ●	10 AWG	0.478	145.9
12/4	Solid	● ○ ● ● ● ● ● ●	10 AWG	0.511	238.0
10/2	Solid	● ○ ● ●	8 AWG	0.519	171.8
10/3	Solid	● ○ ● ● ● ●	8 AWG	0.620	211.6
10/4	Solid	● ○ ● ● ● ● ● ●	8 AWG	0.675	338.0
12/2	19	● ○ ● ●	10 AWG	0.475	127.2
12/3	19	● ○ ● ● ● ●	10 AWG	0.524	159.5

Color Key:

- Black
- White
- Red
- Blue
- Brown
- Grey
- Orange
- Yellow

Data are approximate and subject to normal manufacturing tolerances.
It is the sole responsibility of the end user to determine suitability of this product for its intended use and application.

chart cont'd
on next page



Healthcare MC Cable *cont'd*

Conductors				Cable	
Size	# of Strands	Color	Insulated Green Ground Wire Size	Approx. Overall Diameter (in)	Approx. Net Wt Lbs/1000'
12/4	19	● ○ ● ● ● ● ● ● ● ●	10 AWG	0.552	181.0
10/2	19	● ○ ● ●	8 AWG	0.550	177.1
10/3	19	● ○ ● ● ● ● ●	8 AWG	0.594	251.0
10/4	19	● ○ ● ● ● ● ● ● ● ●	8 AWG	0.645	297.0

Data are approximate and subject to normal manufacturing tolerances.
 It is the sole responsibility of the end user to determine suitability of this product for its intended use and application.

Lighting/PCS MC Cable

AL

Aluminum
Armor

12 AWG – 10 AWG THHN/THWN-2 Insulated Conductors with Green Insulated Ground and 16 AWG TFN/TFFN Signal and/or Control Conductors for LED Lighting with 0 to 10-Volt Dimming

Solid or Stranded Conductors
600V
90°C Dry

Description:

Metal-Clad Cable with two-, three- or four-circuit THHN/THWN-2 conductors, a green insulated equipment grounding conductor, and a signal and/or control assembly comprising two 16 AWG TFN/TFFN conductors with an outer PVC jacket. Intended for use in accordance with the National Electrical Code®. Conductor constructions have insulated power and grounding conductors cabled together with a separator tape, displaying the identification print legend, wrapped around the assembly and a signal and/or control assembly cabled on the outside of the separator tape. An interlocked aluminum armor is applied over the entire construction.

Materials:

Solid Conductors: Soft, uncoated copper per ASTM B3

Stranded Conductors: Uncoated copper per ASTM B3, B8, and B787

Insulation: Nylon (polyamide) color-coded THHN/THWN-2

Signal and/or Control Assembly: Single unshielded twisted pair; FR-PVC jacket; 16 AWG TFN/TFFN conductors

Armor: Aluminum alloy armor applied over the complete assembly

Standards:

UL 1569: E38918

UL 83: E15119

ASTM B3, B8, and B787

NFPA 70 (National Electrical Code),
Article 330

Federal Specification A-A59544

Armor Coding System*:

- 1 **Sequential Footage:**
shown every two feet
- 2 **Footage Marker:**
Black line = aluminum armor
- 3 **Chevron Colors:** indicate number & color of conductors
Chevron Direction: indicates recommended pull direction
- 4 **Cable Size:** indicates wire gauge & number of conductors
- 5 **Yellow Block and**
- 6 **Yellow Circle Icons:** indicate Lighting MC

*PATENT PENDING

Features:

MC Sequential Footage

Footage GUARANTEE

RoHS compliant



Armor Coding System is printed every 2 ft.

Size	# of Strands	Conductors		Cable		
		Color	Insulated Green Ground Wire Size	Signal and/or Control Cable	Approx. Overall Diameter (in)	Approx. Net Wt Lbs / 1000'
12/2	Solid	●○ ●●	12 AWG	16/2 Solid	0.475	172.0
12/3	Solid	●○● ●●●	12 AWG	16/2 Solid	0.502	202.5
12/4	Solid	●○●● ●●●●	12 AWG	16/2 Solid	0.539	230.5
10/2	Solid	●○ ●●	10 AWG	16/2 Solid	0.535	155.0
10/3	Solid	●○● ●●●	10 AWG	16/2 Solid	0.580	182.0
12/2	19	●○ ●●	12 AWG	16/2 Solid	0.490	177.2
12/3	19	●○● ●●●	12 AWG	16/2 Solid	0.534	208.6
10/2	19	●○ ●●	10 AWG	16/2 Solid	0.562	162.0

Color Key:

- Black
- White
- Red
- Blue
- Brown
- Grey
- Orange
- Yellow

Data are approximate and subject to normal manufacturing tolerances.

It is the sole responsibility of the end user to determine suitability of this product for its intended use and application.

cerrowire[®]
cerrowire.com

Electrical Distribution 800.523.3869



©2022 Cerrowire Rev 03/2025
A Marmon/Berkshire Hathaway Company

Multi-Neutral MC Cable

AL

Aluminum
Armor

12 AWG – 10 AWG THHN/THWN-2 Insulated Conductors, Multiple Neutral Conductors, Green Insulated Grounding Conductor, and Optional Second Insulated Grounding Conductor

Solid or Stranded Conductors
600V
90°C Dry


Description:

Metal-Clad Cable with two-, three- or four-circuit THHN/THWN-2 conductors, a dedicated neutral conductor for each phase, and a green insulated equipment grounding conductor. Intended for use in accordance with the National Electrical Code®. Conductor constructions have the insulated conductors cabled together with a separator tape, displaying the identification print legend, wrapped around the assembly. An interlocked aluminum armor is applied over the entire construction.

Materials:

Solid Conductors: Soft, uncoated copper per ASTM B3
Stranded Conductors: Uncoated copper per ASTM B3, B8, and B787
Insulation: THHN/THWN-2 PVC (polyvinyl chloride) with color-coded nylon (polyamide) covering
Armor: Aluminum alloy armor applied over the complete assembly

Features:



Armor Coding System is printed every 2 ft.

Standards:

UL 1569: E38918
 UL 83: E15119
 ASTM B3, B8, and B787
 NFPA 70 (National Electrical Code),
 Article 330
 Federal Specification A-A59544

Armor Coding System*:

- 1 **Sequential Footage:** shown every two feet
- 2 **Footage Marker:** Black line = aluminum armor
- 3 **Chevron Colors:** indicate number & color of conductors
Chevron Direction: indicates recommended pull direction
- 4 **Cable Size:** indicates wire gauge & number of conductors

*PATENT PENDING

Conductors				Cable	
Size	# of Strands	Color	Insulated Green Ground Wire Size	Approx. Overall Diameter (in)	Approx. Net Wt Lbs/1000'
12/2	Solid	● ●	12 AWG	0.532	164.5
12/3	Solid	● ● ●	12 AWG	0.580	215.0
12/4	Solid	● ● ● ●	12 AWG	0.598	262.0
10/2	Solid	● ●	10 AWG	0.607	239.5
10/3	Solid	● ● ●	10 AWG	0.682	314.0
10/4	Solid	● ● ● ●	10 AWG	0.768	412.0

Color Key:

- Black
- Red
- Blue
- Orange



Data are approximate and subject to normal manufacturing tolerances.
 It is the sole responsibility of the end user to determine suitability of this product for its intended use and application.



Type AC Cable

AL

Aluminum
Armor

14 AWG–6 AWG THHN/THWN-2 Insulated Conductors Individually Wrapped in Moisture Resistant, Flame-Retardant Paper

Solid or Stranded Conductors
600V
90°C Dry Location

Description:

Armored Cable with two-, three-, or four-circuit THHN/THWN conductors, and a bare aluminum bond wire in constant contact with the armor, allowing it to serve as a grounding path. Intended for use in accordance with the National Electrical Code®. Conductors are individually wrapped with a moisture resistant, flame-retardant paper, and cabled together with marker tape displaying the required print legend. The bare aluminum bond wire is cabled on the outside of the paper wrapped conductors, and interlocked aluminum armor is applied over the entire construction.

Materials:

Solid Conductors: Soft, uncoated copper per ASTM B3

Stranded Conductors: Uncoated copper per ASTM B3, B8, B787

Insulation: Nylon (polyamide) color-coded THHN/THWN-2. Sizes 14 AWG–6 AWG

Bare Grounding/Bonding Conductor: 8000 Series aluminum alloy per ASTM B800.

Size 16 AWG

Armor: Aluminum-based alloy armor applied over the complete assembly

Standards:

UL4: E537299

UL83: E15119

ASTM B3, B8, B787, B800

NFPA 70 (National Electrical Code),
Article 320

Federal Specification A-A59544

Armor Coding System*:

- 1 **Sequential Footage:**
shown every two feet
- 2 **Footage Marker:**
Black line = aluminum armor
- 3 **Chevron Colors:** indicate number & color of conductors
Chevron Direction: indicates recommended pull direction
- 4 **Cable Size:** indicates wire gauge & number of conductors


*PATENT PENDING

Features:

MC Sequential Footage

Footage
GUARANTEE

RoHS
compliant



Armor Coding System is printed every 2 ft.

Conductors			Cable		
Size	# of Strands	Color	Bare Aluminum Ground/Bonding Wire	Approx. Overall Diameter (in)	Approx. Net Wt Lbs/1000'
14/2	Solid	● ○	16 AWG	0.450	66.5
14/3	Solid	● ○ ●	16 AWG	0.475	87.9
14/4	Solid	● ○ ● ●	16 AWG	0.503	109.0
12/2	Solid	● ○	16 AWG	0.480	85.0
12/3	Solid	● ○ ●	16 AWG	0.510	113.0
12/4	Solid	● ○ ● ●	16 AWG	0.548	141.0
10/2	Solid	● ○	16 AWG	0.555	114.0
10/3	Solid	● ○ ●	16 AWG	0.595	159.0
10/4	Solid	● ○ ● ●	16 AWG	0.620	204.0

Color Key:

- Black
- White
- Red
- Blue



Data are approximate and subject to normal manufacturing tolerances.

It is the sole responsibility of the end user to determine suitability of this product for its intended use and application.

cerrowire
cerrowire.com

Electrical Distribution 800.523.3869



©2024 Cerrowire Rev 07/2024
A Marmon/Berkshire Hathaway Company

Type MC Cable

Solid

AL

Aluminum
Armor

14 AWG – 10 AWG THHN/THWN-2 Insulated Conductors with Green Insulated Ground

Solid Conductors
600V
90°C Dry

Description:

Metal-Clad Cable with two-, three- or four-circuit THHN/THWN conductors and a green insulated ground. Intended for use in accordance with the National Electrical Code®. Conductor constructions have the insulated conductors cabled together with a separator tape that displays the identification print legend wrapped around the assembly. An interlocked aluminum armor is applied over the entire construction.

Materials:

Solid Conductors: Soft, uncoated copper per ASTM B3
Insulation: THHN/THWN-2 PVC (polyvinyl chloride) with color-coded nylon (polyamide) covering
Armor: Aluminum alloy armor applied over the complete assembly

Standards:

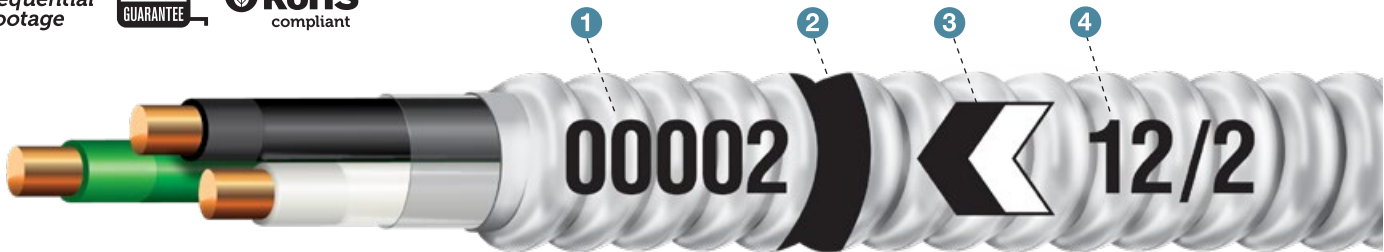
UL 1569: E38918
UL 83: E15119
ASTM B3
FT4/IEEE 1202
NFPA 70 (National Electrical Code),
Article 330
Federal Specification A-A59544

Armor Coding System*:

- Sequential Footage:** shown every two feet
- Footage Marker:** Black line = aluminum armor
- Chevron Colors:** indicate number & color of conductors
Chevron Direction: indicates recommended pull direction
- Cable Size:** indicates wire gauge & number of conductors

*PATENT PENDING

Features:



Armor Coding System is printed every 2 ft.

Conductors				Cable	
Size	# of Strands	Color	Insulated Green Ground Wire Size	Approx. Overall Diameter (in)	Approx. Net Wt Lbs/1000'
14/2	Solid	● ○ ● ●	14 AWG	0.430	82.5
14/3	Solid	● ○ ● ● ● ●	14 AWG	0.465	103.2
14/4	Solid	● ○ ● ● ● ● ● ●	14 AWG	0.495	111.0
12/2	Solid	● ○ ● ●	12 AWG	0.475	103.4
12/3	Solid	● ○ ● ● ● ●	12 AWG	0.502	135.7
12/4	Solid	● ○ ● ● ● ● ● ●	12 AWG	0.539	164.5
10/2	Solid	● ○ ● ●	10 AWG	0.535	157.1
10/3	Solid	● ○ ● ● ● ●	10 AWG	0.580	197.1
10/4	Solid	● ○ ● ● ● ● ● ●	10 AWG	0.623	239.5

Color Key:

- Black
- White
- Red
- Blue
- Brown
- Grey
- Orange
- Yellow

Data are approximate and subject to normal manufacturing tolerances.
It is the sole responsibility of the end user to determine suitability of this product for its intended use and application.



Type MC Cable

Stranded

AL

Aluminum
Armor

14 AWG – 2 AWG THHN/THWN-2 Insulated Conductors with Green Insulated Ground

Stranded Conductors

600V

90°C Dry

Description:

Metal-Clad Cable with two-, three- or four-circuit THHN/THWN conductors and a green insulated ground. Intended for use in accordance with the National Electrical Code®. Conductor constructions have the insulated conductors cabled together with a separator tape that displays the identification print legend wrapped around the assembly. An interlocked aluminum armor is applied over the entire construction.

Materials:

Stranded Conductors: Uncoated copper per ASTM B3, B8, and B787

Insulation: THHN/THWN-2 PVC (polyvinyl chloride) with color-coded nylon (polyamide) covering

Armor: Aluminum alloy armor applied over the complete assembly

Standards:

UL 1569: E38918

UL 83: E15119

ASTM B3, B8, B787

FT4/IEEE 1202

NFPA 70 (National Electrical Code),
Article 330

Federal Specification A-A59544

Armor Coding System*:

- 1 **Sequential Footage:**
shown every two feet
- 2 **Footage Marker:**
Black line = aluminum armor
- 3 **Chevron Colors:** indicate number & color of conductors
Chevron Direction: indicates recommended pull direction
- 4 **Cable Size:** indicates wire gauge & number of conductors

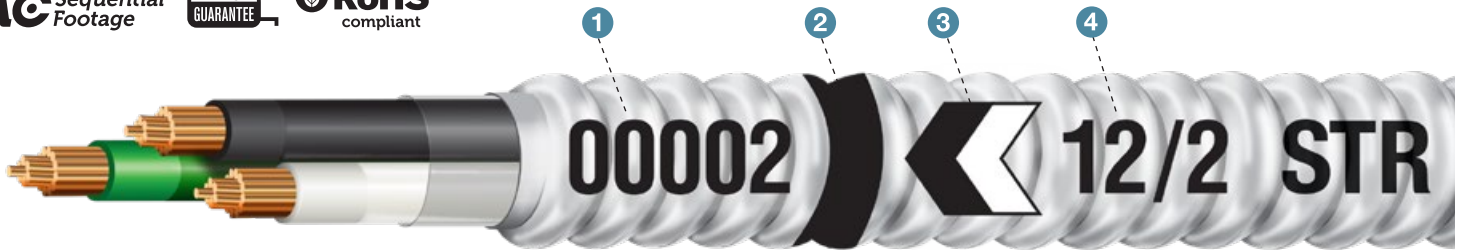
*PATENT PENDING

Features:

MC Sequential Footage

Footage GUARANTEE

RoHS compliant



Armor Coding System is printed every 2 ft.

Conductors				Cable	
Size	# of Strands	Color	Insulated Green Ground Wire Size	Approx. Overall Diameter (in)	Approx. Net Wt Lbs / 1000'
14/2	19	● ○ ● ●	14 AWG	0.425	85.6
14/3	19	● ○ ● ● ●	14 AWG	0.457	107.9
14/4	19	● ○ ● ● ● ●	14 AWG	0.478	110.0
12/2	19	● ○ ● ●	12 AWG	0.490	105.5
12/3	19	● ○ ● ● ●	12 AWG	0.534	139.6
12/4	19	● ○ ● ● ● ●	12 AWG	0.560	161.3
10/2	19	● ○ ● ●	10 AWG	0.562	161.6
10/3	19	● ○ ● ● ●	10 AWG	0.604	203.7
10/4	19	● ○ ● ● ● ●	10 AWG	0.649	243.0

Color Key:

- Black
- White
- Red
- Blue
- Brown
- Grey
- Orange
- Yellow

Data are approximate and subject to normal manufacturing tolerances.
It is the sole responsibility of the end user to determine suitability of this product for its intended use and application.

chart cont'd on next page



Type MC Cable Stranded *cont'd*

Conductors				Cable	
Size	# of Strands	Color	Insulated Green Ground Wire Size	Approx. Overall Diameter (in)	Approx. Net Wt Lbs/1000'
8/2	19	● ○ ● ●	10 AWG	0.641	210.6
8/3	19	● ○ ● ● ● ●	10 AWG	0.674	274.7
8/4	19	● ○ ● ● ● ● ● ●	10 AWG	0.790	381.5
6/2	19	● ○ ● ●	8 AWG	0.712	350.4
6/3	19	● ○ ● ● ● ●	8 AWG	0.815	342.3
6/4	19	● ○ ● ● ● ● ● ●	8 AWG	0.899	552.9
4/3	19	● ○ ● ● ● ●	8 AWG	0.994	647.0
4/4	19	● ○ ● ● ● ● ● ●	8 AWG	1.066	779.0
3/3	19	● ○ ● ● ● ●	6 AWG	1.049	758.0
3/4	19	● ○ ● ● ● ● ● ●	6 AWG	1.172	949.0
2/3	19	● ○ ● ● ● ●	6 AWG	1.113	889.0
2/4	19	● ○ ● ● ● ● ● ●	6 AWG	1.237	1124.0

Data are approximate and subject to normal manufacturing tolerances.

It is the sole responsibility of the end user to determine suitability of this product for its intended use and application.